

627 RIVERBANK DRIVE
GENEVA, IL 60134
630-232-0104

Test Report

www.riverbankacoustics.com

FOUNDED 1918 BY
WALLACE CLEMENT SABINE

SPONSOR: **Interra USA, Inc.**

900 SW 16th Street, Suite 125, Renton, WA 98057

Sound Transmission Loss

RAL™-TL24-556

CONDUCTED: 2024-12-09

Page 1 of 16

ON: 25ga. Eq. Steel Stud Wall 24"oc - R-13 Insulation - GRAVIO EDGE Decorative Wall Panel (face layer) and single base layer 5/8" Type- X Gypsum Board each side

TEST METHODOLOGY

Riverbank Acoustical Laboratories™ is accredited by the U.S. Department of Commerce, National Institute of Standards and Technology (NIST) under the National Voluntary Laboratory Accreditation Program (NVLAP) as an ISO 17025:2017 Laboratory (NVLAP Lab Code: 100227-0) and for this test procedure. The test reported in this document conformed explicitly with ASTM E90-09 (2016): "Standard Test Method for Laboratory Measurement of Airborne Sound Transmission Loss of Building Partitions and Elements." The single number rating of the specimen was calculated according to ASTM E413-22: "Classification for Rating Sound Insulation." A description of the measurement procedure and room specifications is available upon request. The transmission loss values are for a single direction of measurement. The results presented in this report apply to the sample as received from the test sponsor.

INFORMATION PROVIDED BY SPONSOR

The test specimen was designated by the sponsor as 25ga. Eq. Steel Stud Wall 24"oc - R-13 Insulation - GRAVIO EDGE Decorative Wall Panel (face layer) and single base layer 5/8" Type- X Gypsum Board each side. The following nominal product information was provided by the sponsor prior to testing. The accuracy of such sponsor-provided information can affect the validity of the test results.

Product Under Test

Product Name: GRAVIO EDGE Decorative Wall Panels
Manufacturer: Daiken Corporation

SPECIMEN MEASUREMENTS & TEST CONDITIONS

The building contractor (Seth Priser) and RAL staff compiled a detailed construction specification as follows:

Tracks (Top & Bottom)

Material: 25g EQ tracks
Dimensions: 2 tracks @ 2445 mm (96.25 in.) wide by 32 mm (1.25 in.) high
Depth: 92 mm (3.625 in.)
Steel Thickness: 0.4 mm (0.01585 in.)
Installation: Friction fit over foam sill sealer
Overall Weight: 2.38 kg (5.25 lbs)
Mass per Unit Length: 0.49 kg/m (0.33 lbs/ft)



NVLAP LAB CODE 100227-0

RIVERBANK ACOUSTICAL LABORATORIES IS ACCREDITED BY NVLAP (LAB CODE 100227-0) FOR ACOUSTICAL TESTING SERVICES IN ACCORDANCE WITH ISO/IEC 17025:2017 AND FOR THIS PROCEDURE. THIS REPORT MUST NOT BE USED BY THE CLIENT TO CLAIM PRODUCT CERTIFICATION, APPROVAL, OR ENDORSEMENT BY RAL, NVLAP, NIST, OR ANY AGENCY OF THE U.S. GOVERNMENT.

THIS REPORT SHALL NOT BE MODIFIED WITHOUT THE WRITTEN APPROVAL OF RAL. THE RESULTS REPORTED APPLY ONLY TO THE SPECIFIC SAMPLE SUBMITTED FOR TESTING; RAL ASSUMES NO RESPONSIBILITY FOR THE PERFORMANCE OF ANY OTHER SAMPLE.

627 RIVERBANK DRIVE
GENEVA, IL 60134
630-232-0104

Test Report

www.riverbankacoustics.com

FOUNDED 1918 BY
WALLACE CLEMENT SABINE

Interra USA, Inc.
2024-12-09

RAL™-TL24-556

Page 2 of 16

SPECIMEN MEASUREMENTS & TEST CONDITIONS (continued)

Studs

Material: 25g EQ studs
Dimensions: 5 studs @ 32 mm (1.25 in.) wide by 2750 mm (108.25 in.) high
Depth: 92 mm (3.625 in.)
Steel Thickness: 0.4 mm (0.01575 in.)
Stud Spacing: Studs spaced 610 mm (24 in.) on center
Installation: Side studs each fastened to test frame at midpoint with 1 screw each
Studs double crimped to top and bottom tracks at each connection point
Fasteners: Type W bugle head drywall screws
Overall Weight: 6.92 kg (15.25 lbs)
Mass per Unit Length: 0.50 kg/m (0.34 lbs/ft)

Note: A bead of acoustical sealant was used to seal the source side of the specimen where framing members met the test frame (0.91 kg (2 lbs) total).

Insulation

Material: R-13 unfaced fiberglass
Dimensions: 4 pieces @ 610 mm (24 in.) wide by 2438 mm (96 in.) high
4 pieces @ 610 mm (24 in.) wide by 305 mm (12 in.) high
Depth: 92 mm (3.625 in.)
Installation: Friction fit between studs
Overall Weight: 6.8 kg (15 lbs)
Mass per Unit Volume: 11.05 kg/m³ (0.69 lbs/ft³)

Source Room Side

Gypsum Board

Material: Type X gypsum board
Dimensions: 2 panels @ 1219 mm (48 in.) wide by 2743 mm (108 in.) high
Thickness: 16 mm (0.625 in.)
Installation: Panels installed vertically and fastened to studs with screws
Fasteners: Type S bugle head drywall screws, length @ 32 mm (1.25 in.)
Fastener Spacing: 406 mm (16 in.) on center
Overall Weight: 73.71 kg (162.5 lbs)
Mass Per Unit Area: 11.02 kg/m² (2.26 lbs/ft²)



NVLAP LAB CODE 100227-0

RIVERBANK ACOUSTICAL LABORATORIES IS ACCREDITED BY NVLAP (LAB CODE 100227-0) FOR ACOUSTICAL TESTING SERVICES IN ACCORDANCE WITH ISO/IEC 17025:2017 AND FOR THIS PROCEDURE. THIS REPORT MUST NOT BE USED BY THE CLIENT TO CLAIM PRODUCT CERTIFICATION, APPROVAL, OR ENDORSEMENT BY RAL, NVLAP, NIST, OR ANY AGENCY OF THE U.S. GOVERNMENT.

THIS REPORT SHALL NOT BE MODIFIED WITHOUT THE WRITTEN APPROVAL OF RAL. THE RESULTS REPORTED APPLY ONLY TO THE SPECIFIC SAMPLE SUBMITTED FOR TESTING; RAL ASSUMES NO RESPONSIBILITY FOR THE PERFORMANCE OF ANY OTHER SAMPLE.

627 RIVERBANK DRIVE
GENEVA, IL 60134
630-232-0104

Test Report

www.riverbankacoustics.com

FOUNDED 1918 BY
WALLACE CLEMENT SABINE

Interra USA, Inc.
2024-12-09

RAL™-TL24-556

Page 3 of 16

SPECIMEN MEASUREMENTS & TEST CONDITIONS (continued)

Source Room Side (continued)

Adhesive

Material: AMP adhesive
Manufacturer: DAP
Thickness: Approx 3 mm (0.125 in.) as installed
Installation: +/- 3/8" beads of adhesive applied to wall panels in zigzag patterns.
Width of zigzag base is 7.25"
Cure Time: Installed 2024-12-05 at 4:50pm (~80 hours)
Overall Weight: 3.86 kg (8.5 lbs)

Wall Panels (Product Under Test)

Material: GRAVIO EDGE Decorative Wall Panels
Manufacturer: Daiken Corporation
Dimensions: 4 panels @ 1825 mm (71.85 in.) by 460 mm (18.11 in.)
4 panels @ 610 mm (24.016 in.) by 460 mm (18.11 in.)
4 panels @ 1214 mm (47.795 in.) by 460 mm (18.11 in.)
Thickness: 9 mm (0.3543 in.)
Installation: Adhered to source side gypsum board with adhesive
Laid horizontal joints staggered row to row.
Overall Weight: 52.62 kg (116 lbs)
Mass Per Unit Area: 7.87 kg/m² (1.61 lbs/ft²)

Receive Room Side

Gypsum Board

Material: Type X gypsum board
Dimensions: 1 panel @ 1219 mm (48 in.) wide by 2743 mm (108 in.) high
2 panels @ 610 mm (24 in.) wide by 2743 mm (108 in.) high
Thickness: 16 mm (0.625 in.)
Installation: Panels installed vertically, fastened to studs with screws
Panel joints staggered from source side panel joints
Fasteners: Type S bugle head drywall screws, length @ 32 mm (1.25 in.)
Fastener Spacing: 406 mm (16 in.) on center
Overall Weight: 73.37 kg (161.75 lbs)
Mass Per Unit Area: 10.97 kg/m² (2.25 lbs/ft²)

Note: Joints between gypsum board panels, and screw heads on both sides of the partition were treated with a thin bead of acoustical sealant and metal tape (0.23 kg (0.5 lbs) total).



NVLAP LAB CODE 100227-0

RIVERBANK ACOUSTICAL LABORATORIES IS ACCREDITED BY NVLAP (LAB CODE 100227-0) FOR ACOUSTICAL TESTING SERVICES IN ACCORDANCE WITH ISO/IEC 17025:2017 AND FOR THIS PROCEDURE. THIS REPORT MUST NOT BE USED BY THE CLIENT TO CLAIM PRODUCT CERTIFICATION, APPROVAL, OR ENDORSEMENT BY RAL, NVLAP, NIST, OR ANY AGENCY OF THE U.S. GOVERNMENT.

THIS REPORT SHALL NOT BE MODIFIED WITHOUT THE WRITTEN APPROVAL OF RAL. THE RESULTS REPORTED APPLY ONLY TO THE SPECIFIC SAMPLE SUBMITTED FOR TESTING; RAL ASSUMES NO RESPONSIBILITY FOR THE PERFORMANCE OF ANY OTHER SAMPLE.

627 RIVERBANK DRIVE
GENEVA, IL 60134
630-232-0104

Test Report

www.riverbankacoustics.com

FOUNDED 1918 BY
WALLACE CLEMENT SABINE

Interra USA, Inc.
2024-12-09

RAL™-TL24-556

Page 4 of 16

SPECIMEN MEASUREMENTS & TEST CONDITIONS (continued)

Receive Room Side (continued)

Adhesive

Material: AMP adhesive
Manufacturer: DAP
Thickness: Approx 3 mm (0.125 in.) as installed
Installation: +/- 3/8" beads of adhesive applied to wall panels in zigzag patterns.
Width of zigzag base is 7.25"
Overall Weight: 3.63 kg (8 lbs)

Wall Panels (Product Under Test)

Material: GRAVIO EDGE Decorative Wall Panels
Manufacturer: Daiken Corporation
Dimensions: 4 panels @ 1825 mm (71.85 in.) by 460 mm (18.11 in.)
4 panels @ 610 mm (24.016 in.) by 460 mm (18.11 in.)
4 panels @ 1214 mm (47.795 in.) by 460 mm (18.11 in.)
Thickness: 9 mm (0.3543 in.)
Installation: Adhered to receive side gypsum board with adhesive
Laid horizontal joints staggered row to row.
Overall Weight: 52.62 kg (116 lbs)
Mass Per Unit Area: 7.87 kg/m² (1.61 lbs/ft²)



NVLAP LAB CODE 100227-0

RIVERBANK ACOUSTICAL LABORATORIES IS ACCREDITED BY NVLAP (LAB CODE 100227-0) FOR ACOUSTICAL TESTING SERVICES IN ACCORDANCE WITH ISO/IEC 17025:2017 AND FOR THIS PROCEDURE. THIS REPORT MUST NOT BE USED BY THE CLIENT TO CLAIM PRODUCT CERTIFICATION, APPROVAL, OR ENDORSEMENT BY RAL, NVLAP, NIST, OR ANY AGENCY OF THE U.S. GOVERNMENT.

THIS REPORT SHALL NOT BE MODIFIED WITHOUT THE WRITTEN APPROVAL OF RAL. THE RESULTS REPORTED APPLY ONLY TO THE SPECIFIC SAMPLE SUBMITTED FOR TESTING; RAL ASSUMES NO RESPONSIBILITY FOR THE PERFORMANCE OF ANY OTHER SAMPLE.

627 RIVERBANK DRIVE
GENEVA, IL 60134
630-232-0104

Test Report

www.riverbankacoustics.com

FOUNDED 1918 BY
WALLACE CLEMENT SABINE

Interra USA, Inc.
2024-12-09

RAL™-TL24-556

Page 5 of 16

SPECIMEN MEASUREMENTS & TEST CONDITIONS (continued)

Overall Specimen Measurements

Dimensions: 2.44 m (96.0 in) wide by 2.74 m (108.0 in) high
Thickness: 0.15 m (5.859 in)
Weight: 277.03 kg (610.75 lbs)
Overall Area: 6.689 m² (72. ft²)
Mass per Unit Area: 41.42 kg/m² (8.48 lbs/ft²)

Test Aperture

Opening Size: 2.74 m (9.0 ft.) by 4.27 m (14.0 ft.)
Filler Wall: Yes
Aperture Size: 2.44 m (96.0 in) wide by 2.74 m (108.0 in) high
Transmission Area: 6.689 m² (72. ft²)
Sealed: Entire periphery (both sides) with dense mastic

Test Environment

Source Room

Volume: 177.11 m³
Temperature: 22.8 °C ± 0.0 °C
Relative Humidity: 52.5 % ± 1.0 %

Receive Room

Volume: 178.33 m³
Temperature: 22.8 °C ± 0.0 °C
Relative Humidity: 51.5 % ± 1.0 %

Requirements

Temperature: 22° C +/- 2° C, not more than 3° C change over all tests.
Relative Humidity: ≥ 30%, not more than +/- 3% change over all tests.



NVLAP LAB CODE 100227-0

® RIVERBANK ACOUSTICAL LABORATORIES IS ACCREDITED BY NVLAP (LAB CODE 100227-0) FOR ACOUSTICAL TESTING SERVICES IN ACCORDANCE WITH ISO/IEC 17025:2017 AND FOR THIS PROCEDURE. THIS REPORT MUST NOT BE USED BY THE CLIENT TO CLAIM PRODUCT CERTIFICATION, APPROVAL, OR ENDORSEMENT BY RAL, NVLAP, NIST, OR ANY AGENCY OF THE U.S. GOVERNMENT.

THIS REPORT SHALL NOT BE MODIFIED WITHOUT THE WRITTEN APPROVAL OF RAL. THE RESULTS REPORTED APPLY ONLY TO THE SPECIFIC SAMPLE SUBMITTED FOR TESTING; RAL ASSUMES NO RESPONSIBILITY FOR THE PERFORMANCE OF ANY OTHER SAMPLE.

627 RIVERBANK DRIVE
GENEVA, IL 60134

630-232-0104

Interra USA, Inc.
2024-12-09

Test Report

www.riverbankacoustics.com

FOUNDED 1918 BY
WALLACE CLEMENT SABINE

RAL™-TL24-556

Page 6 of 16



Figure 1 – Specimen mounted in test aperture, as viewed from source room



Figure 2 – Specimen mounted in test aperture, as viewed from receive room

627 RIVERBANK DRIVE
GENEVA, IL 60134

630-232-0104

Interra USA, Inc.
2024-12-09

Test Report

www.riverbankacoustics.com

FOUNDED 1918 BY
WALLACE CLEMENT SABINE

RAL™-TL24-556

Page 7 of 16



Figure 3 – Tracks and studs installed in test aperture




Figure 4 – Detail of stud double crimped to track

627 RIVERBANK DRIVE
GENEVA, IL 60134

630-232-0104

Interra USA, Inc.
2024-12-09

Test Report

www.riverbankacoustics.com

FOUNDED 1918 BY
WALLACE CLEMENT SABINE

RAL™-TL24-556

Page 8 of 16



Figure 5 – Detail of side stud fastened to test frame



Figure 6 – Insulation installed in stud cavities

627 RIVERBANK DRIVE
GENEVA, IL 60134

630-232-0104

Interra USA, Inc.
2024-12-09

Test Report

www.riverbankacoustics.com

FOUNDED 1918 BY
WALLACE CLEMENT SABINE

RAL™-TL24-556

Page 9 of 16




Figure 7 – Individual decorative wall panel with zigzag pattern of adhesive bead applied to back



Figure 8 – Decorative wall panels partially installed on receive room side

627 RIVERBANK DRIVE
GENEVA, IL 60134

630-232-0104

Interra USA, Inc.
2024-12-09

Test Report

www.riverbankacoustics.com

FOUNDED 1918 BY
WALLACE CLEMENT SABINE

RAL™-TL24-556

Page 10 of 16



Figure 9 – Decorative wall panels partially installed on source room side

627 RIVERBANK DRIVE
GENEVA, IL 60134
630-232-0104

Test Report

www.riverbankacoustics.com

FOUNDED 1918 BY
WALLACE CLEMENT SABINE

Interra USA, Inc.
2024-12-09

RAL™-TL24-556

Page 11 of 16

TEST RESULTS

Sound transmission loss values are tabulated at the eighteen standard frequency bands. A graphic presentation of the data and additional information appear on the following pages. The precision of the transmission loss test data is within the limits set by the ASTM Standard E90-09 (2016). See Appendix A for identification of corrections applied to the reported data.

FREQ.	TL	ΔTL	DEF.	FREQ.	TL	ΔTL	DEF.
100	29	0.63	0	800	59	0.20	2
125	40	0.42	3	1000	61	0.14	1
160	41	0.51	5	1250	65	0.09	0
200	44	0.33	5	1600	65	0.12	0
250	49	0.32	3	2000	64	0.08	0
315	54	0.32	1	2500	64	0.08	0
400	56	0.22	2	3150	64	0.08	0
500	57	0.21	2	4000	63	0.06	0
630	58	0.21	2	5000	63	0.08	0

STC=59

ABBREVIATION INDEX

FREQ. = 1/3 OCTAVE BAND CENTER FREQUENCY, Hz
TL = TRANSMISSION LOSS, dB
ΔTL = 95% CONFIDENCE INTERVAL FOR TL MEASUREMENTS, dB
DEF. = DEFICIENCIES, dB BELOW SHIFTED STC CONTOUR (SUM OF DEF = 26)
STC = SOUND TRANSMISSION CLASS


Tested by


Marc Sciaky
Senior Experimentalist

Report by


Keith Kimberling
Test Engineer

Approved by


Eric P. Wolfram
Laboratory Manager



NVLAP LAB CODE 100227-0

RIVERBANK ACOUSTICAL LABORATORIES IS ACCREDITED BY NVLAP (LAB CODE 100227-0) FOR ACOUSTICAL TESTING SERVICES IN ACCORDANCE WITH ISO/IEC 17025:2017 AND FOR THIS PROCEDURE. THIS REPORT MUST NOT BE USED BY THE CLIENT TO CLAIM PRODUCT CERTIFICATION, APPROVAL, OR ENDORSEMENT BY RAL, NVLAP, NIST, OR ANY AGENCY OF THE U.S. GOVERNMENT.

THIS REPORT SHALL NOT BE MODIFIED WITHOUT THE WRITTEN APPROVAL OF RAL. THE RESULTS REPORTED APPLY ONLY TO THE SPECIFIC SAMPLE SUBMITTED FOR TESTING; RAL ASSUMES NO RESPONSIBILITY FOR THE PERFORMANCE OF ANY OTHER SAMPLE.

627 RIVERBANK DRIVE
GENEVA, IL 60134
630-232-0104

Test Report

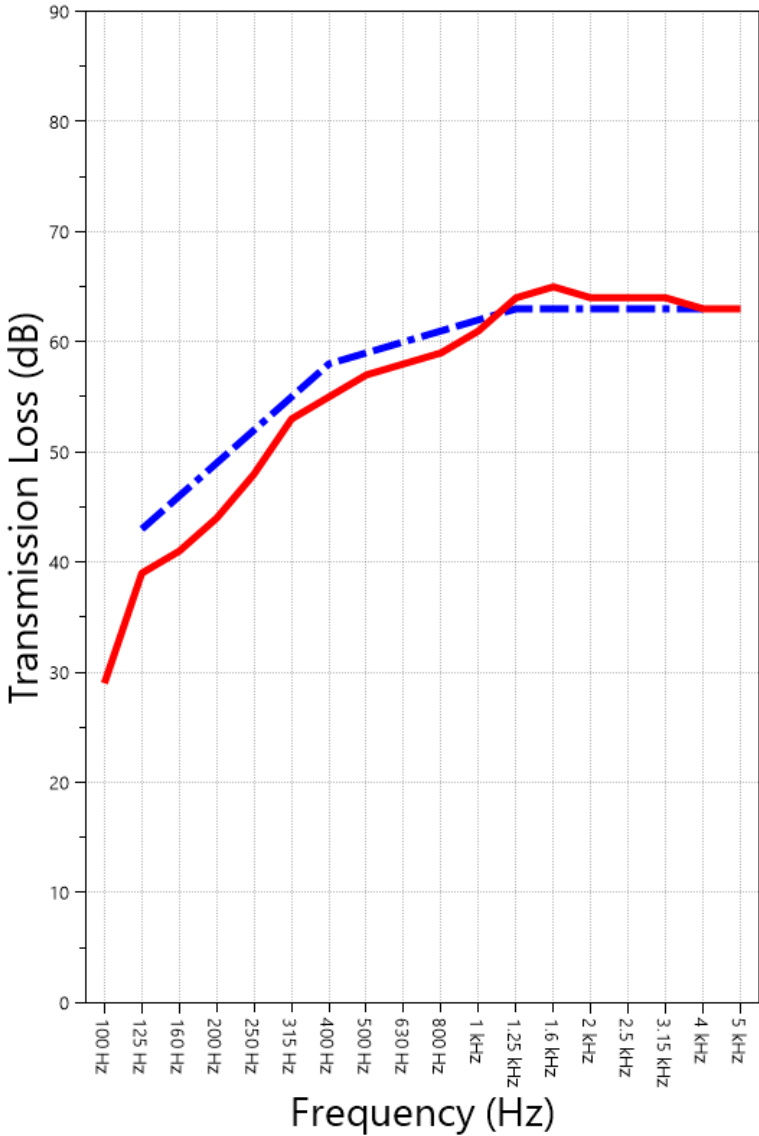
www.riverbankacoustics.com

FOUNDED 1918 BY
WALLACE CLEMENT SABINE
RAL™-TL24-556
Page 12 of 16

Interra USA, Inc.
2024-12-09

SOUND TRANSMISSION REPORT

25ga. Eq. Steel Stud Wall 24”oc - R-13 Insulation - GRAVIO EDGE Decorative Wall
Panel (face layer) and single base layer 5/8” Type- X Gypsum Board each side



STC=59

OITC=37



TRANSMISSION LOSS
SOUND TRANSMISSION CLASS CONTOUR

627 RIVERBANK DRIVE
GENEVA, IL 60134
630-232-0104

Test Report

www.riverbankacoustics.com

FOUNDED 1918 BY
WALLACE CLEMENT SABINE

Interra USA, Inc.
2024-12-09

RAL™-TL24-556

Page 13 of 16

APPENDIX A: Extended Frequency Range Data

Specimen: 25ga. Eq. Steel Stud Wall 24"oc - R-13 Insulation - GRAVIO EDGE Decorative Wall Panel (face layer) and single base layer 5/8" Type- X Gypsum Board each side (See Full Report)

The following non-accredited data were obtained in accordance with ASTM E90-09 (2016), but extend beyond the defined frequency range of 100Hz to 5,000Hz. These unofficial results are representative of the RAL test environment only and intended for research & comparison purposes. Sampling precision observed during this procedure is reported below. Corrections are detailed in Appendix B.

1/3 Octave Band Center Frequency (Hz)	Sound Transmission Loss (dB)	Applicable Corrections	ΔTL (Eq. A2.5) (dB)	Repeatability (dB)
31.5	24	ZZ F	0.97	1.01
40	20	Z F	0.56	2.26
50	15		0.42	1.52
63	12		0.52	1.47
80	18		0.87	0.60
100	29		0.63	0.67
125	40	Z F	0.42	0.71
160	41	Z F	0.51	0.35
200	44	Z F	0.33	0.33
250	49	Z F	0.32	0.42
315	54	Z F	0.32	0.41
400	56	Z	0.22	0.46
500	57		0.21	0.18
630	58		0.21	0.26
800	59		0.20	0.24
1000	61		0.14	0.27
1250	65	Z	0.09	0.15
1600	65	Z F	0.12	0.12
2000	64	Z	0.08	0.13
2500	64	Z	0.08	0.19
3150	64		0.08	0.14
4000	63		0.06	0.17
5000	63		0.08	0.17
6300	68	Z	0.06	0.21
8000	72	ZZ A F	0.12	0.50
10000	64	ZZ F	0.09	1.21
12500	57	Z F	0.10	1.74



NVLAP LAB CODE 100227-0

RIVERBANK ACOUSTICAL LABORATORIES IS ACCREDITED BY NVLAP (LAB CODE 100227-0) FOR ACOUSTICAL TESTING SERVICES IN ACCORDANCE WITH ISO/IEC 17025:2017 AND FOR THIS PROCEDURE. THIS REPORT MUST NOT BE USED BY THE CLIENT TO CLAIM PRODUCT CERTIFICATION, APPROVAL, OR ENDORSEMENT BY RAL, NVLAP, NIST, OR ANY AGENCY OF THE U.S. GOVERNMENT.

THIS REPORT SHALL NOT BE MODIFIED WITHOUT THE WRITTEN APPROVAL OF RAL. THE RESULTS REPORTED APPLY ONLY TO THE SPECIFIC SAMPLE SUBMITTED FOR TESTING; RAL ASSUMES NO RESPONSIBILITY FOR THE PERFORMANCE OF ANY OTHER SAMPLE.

627 RIVERBANK DRIVE
GENEVA, IL 60134
630-232-0104

Test Report

www.riverbankacoustics.com

FOUNDED 1918 BY
WALLACE CLEMENT SABINE

Interra USA, Inc.
2024-12-09

RAL™-TL24-556
Page 14 of 16

APPENDIX B: Glossary of Standardized Corrections and Adjustments

Specimen: 25ga. Eq. Steel Stud Wall 24"oc - R-13 Insulation - GRAVIO EDGE Decorative Wall Panel (face layer) and single base layer 5/8" Type- X Gypsum Board each side (See Full Report)

Mark Interpretation

- A** Measured sound pressure levels in the receive room are within 10 dB of the ambient noise level at the marked frequency band. Receive room levels used to calculate Transmission Loss are corrected according to ASTM E90 Section 10.3.
- AA** Measured sound pressure levels in the receive room are within 5 dB of the ambient noise level at the marked frequency band. Receive room levels used to calculate Transmission Loss are corrected according to ASTM E90 Section 10.3.1. Transmission Loss values calculated from levels corrected this way will be less than or equal to Transmission Loss values from a hypothetical test using the same specimen and a receive room with idealized ambient sound levels of $(-\infty)$ dB.
- F** The reported Transmission Loss is within 10 dB of the laboratory flanking limit at the marked frequency band. The measured performance of the specimen may be limited by the performance of the laboratory building structure at this frequency band.
- Z** The reported Transmission Loss at the marked frequency band has been corrected according to ASTM E90 Section A3.2.7 to account for possible sound transmission through the filler assembly.
- ZZ** The reported Transmission Loss at the marked frequency band has been corrected according to ASTM E90 Section A3.2.8 to account for possible sound transmission through the filler assembly. Transmission Loss values corrected this way will be less than or equal to Transmission Loss values from a hypothetical test using the same specimen and an idealized filler assembly with a Sound Transmission Class rating of (∞) .

APPENDIX C: Glossary of Variability Metrics

Specimen: 25ga. Eq. Steel Stud Wall 24"oc - R-13 Insulation - GRAVIO EDGE Decorative Wall Panel (face layer) and single base layer 5/8" Type- X Gypsum Board each side (See Full Report)

Δ TL, the 95% confidence interval for reported transmission loss values, is calculated from the standard deviation of the sets of measurements for source room sound pressure level, receive room sound pressure level, and receive room sound absorption. This metric is calculated in an effort to quantify the combined influences of room geometry, microphone positioning, and other varying environmental conditions on reported results.

Repeatability, expressed as a 95% confidence interval, is calculated from the standard deviation of transmission loss as obtained from a set of six (6) consecutive tests conducted according to this test method by RAL on 2020-02-13. The tests were performed on a specimen composed of 24 gauge steel paneling, using the same test opening as used in this report. This metric provides an estimate of the variation in results that might be observed if the test were repeated with no change to the installed specimen. Note that repeatability will vary with the construction type.

627 RIVERBANK DRIVE
GENEVA, IL 60134
630-232-0104

Test Report

www.riverbankacoustics.com

FOUNDED 1918 BY
WALLACE CLEMENT SABINE
RAL™-TL24-556
Page 15 of 16

APPENDIX D: Determination of Outdoor Indoor Transmission Class (OITC)

Specimen: 25ga. Eq. Steel Stud Wall 24”oc - R-13 Insulation - GRAVIO EDGE Decorative Wall Panel (face layer) and single base layer 5/8” Type- X Gypsum Board each side (See Full Report)

The determination of the Outdoor Indoor Transmission Class (OITC) as reported below was made with explicit conformity to the procedures described in the ASTM E1332-22 test standard. Test Method ASTM E90-09 (2016) was used to obtain the sound transmission loss data. This rating is based on an average transportation noise source spectrum and an A-weighted sound level reduction, either of which may be inappropriate for some applications.

One-third Octave Band Center Frequency, Hz	Reference Sound Spectrum, dB	Test Specimen Transmission Loss, dB
80	103	18
100	102	29
125	101	40
160	98	41
200	97	44
250	95	49
315	94	54
400	93	56
500	93	57
630	91	58
800	90	59
1000	89	61
1250	89	65
1600	88	65
2000	88	64
2500	87	64
3150	85	64
4000	84	63

OITC = 37



NVLAP LAB CODE 100227-0

RIVERBANK ACOUSTICAL LABORATORIES IS ACCREDITED BY NVLAP (LAB CODE 100227-0) FOR ACOUSTICAL TESTING SERVICES IN ACCORDANCE WITH ISO/IEC 17025:2017 AND FOR THIS PROCEDURE. THIS REPORT MUST NOT BE USED BY THE CLIENT TO CLAIM PRODUCT CERTIFICATION, APPROVAL, OR ENDORSEMENT BY RAL, NVLAP, NIST, OR ANY AGENCY OF THE U.S. GOVERNMENT. THIS REPORT SHALL NOT BE MODIFIED WITHOUT THE WRITTEN APPROVAL OF RAL. THE RESULTS REPORTED APPLY ONLY TO THE SPECIFIC SAMPLE SUBMITTED FOR TESTING; RAL ASSUMES NO RESPONSIBILITY FOR THE PERFORMANCE OF ANY OTHER SAMPLE.

627 RIVERBANK DRIVE
GENEVA, IL 60134
630-232-0104

Test Report

www.riverbankacoustics.com

FOUNDED 1918 BY
WALLACE CLEMENT SABINE
RAL™-TL24-556
Page 16 of 16

Interra USA, Inc.
2024-12-09

APPENDIX E: Instruments of Traceability

Specimen: 25ga. Eq. Steel Stud Wall 24”oc - R-13 Insulation - GRAVIO EDGE Decorative Wall Panel (face layer) and single base layer 5/8” Type- X Gypsum Board each side (See Full Report)

<u>Description</u>	<u>Model</u>	<u>Serial Number</u>	<u>Date of Certification</u>	<u>Calibration Due</u>
System 2	3160-A-042	3160-106968	2024-07-19	2025-07-19
Bruel & Kjaer Mic And Preamp C	Type 4943-B-001	2311439	2024-03-29	2025-03-29
Bruel & Kjaer Pistonphone	Type 4228	2781248	2024-07-19	2025-07-19
EXTECH Hygro 663	SD700	A083663	2023-12-28	2024-12-28
EXTECH Hygro 6015	SD700	A.116015	2024-06-05	2025-06-05

APPENDIX F: Revisions to Original Test Report

Specimen: 25ga. Eq. Steel Stud Wall 24”oc - R-13 Insulation - GRAVIO EDGE Decorative Wall Panel (face layer) and single base layer 5/8” Type- X Gypsum Board each side (See Full Report)

<u>Date</u>	<u>Revision</u>
2024-12-19	Original report issued

END